

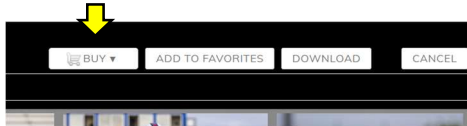


## Centennial Football - How to download photos

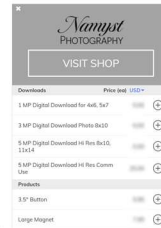

There are two ways you can download photos. The options are a **standard size image** or a **full-size image**. A full-size image file can take up a large amount of storage on your phone or computer. Unless you need a very large high-quality photo, a standard file size should suffice. By using the standard file size method, it will show you the recommend size for use on social media or using the file to physically print the photo at your local photo retailer. For your convenience, I've also added an option to order items from my professional photo lab partners.

### To download a Standard size image file

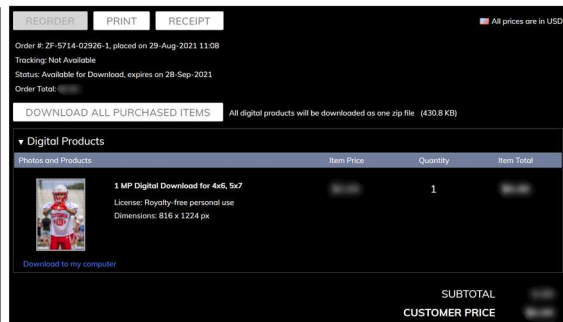
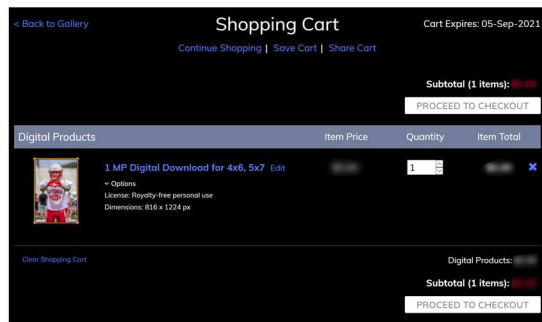
In the gallery view select the image you like by clicking on it and click on the "Buy" button. Digital downloads are complimentary.



Pay attention to the print sizes available on the right side of the shopping cart selection menu. This will help you determine the best size of image to download.



Select the plus sign next to the digital download option to add the photo to your cart. Repeat this process for multiple photos. When you are finished making your selection(s), proceed to the check out. The file(s) will then be made available by link sent to your e-mail address.




If you have any questions or need help, please don't hesitate to [contact](mailto:namystphotography@gmail.com) me at [namystphotography@gmail.com](mailto:namystphotography@gmail.com)



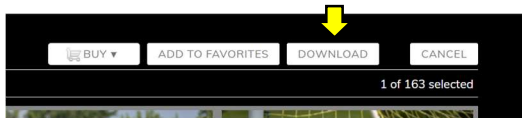
## Centennial Football - How to download photos

### To download a Full-size (Large) image file

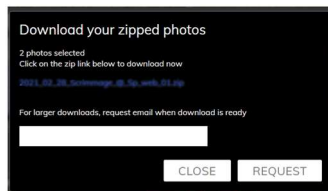
In the Gallery, click the **SELECT PHOTOS** button in the top right corner and select the photo(s) you would like to download.



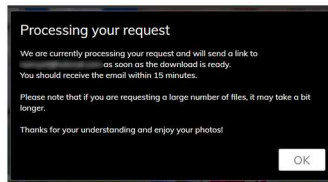
Click the **DOWNLOAD** button. If you selected one image it will be download directly to your computer or phone. If you selected multiple photos, please continue.



Enter your email address and click the **REQUEST** button



You should see a confirmation message appear on the screen shortly.



You will receive an email with instructions and a link to download a .zip file of the photos when they are ready. To access the photos in the .zip file left click on the file and click on "Extract All". If you do not receive an email, you may have entered an invalid email address or check your junk or spam email folder.

If you have any questions or need help, please don't hesitate to [contact](mailto:namystphotography@gmail.com) me at [namystphotography@gmail.com](mailto:namystphotography@gmail.com)